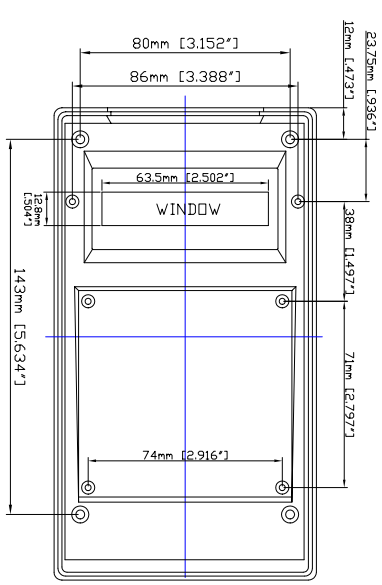
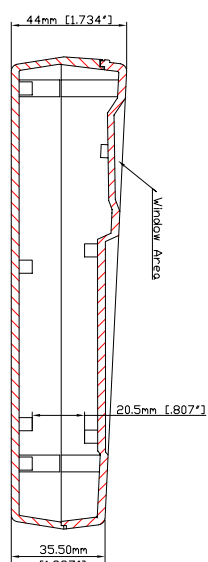


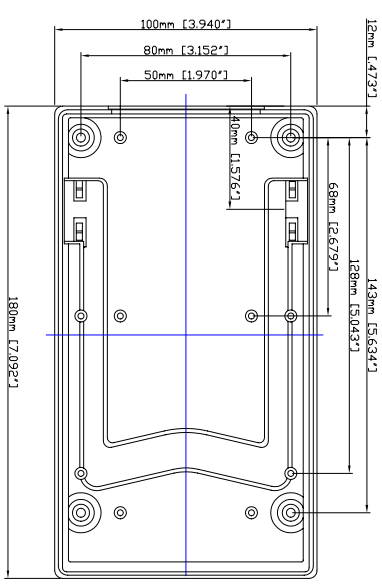
COVER OUTSIDE



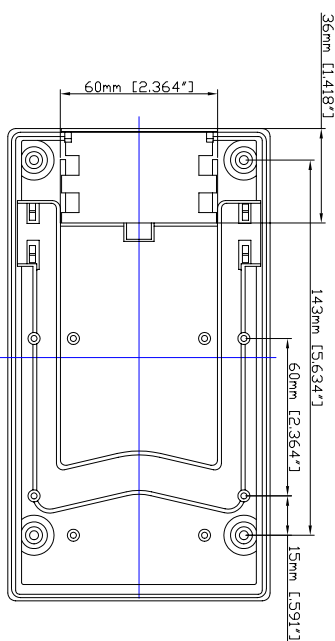
COVER INSIDE



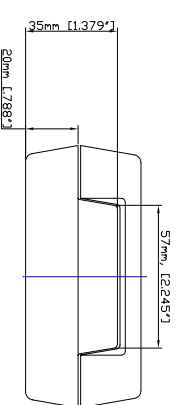
SECTION A-A



BOTTOM INSIDE (NO BAT. COMP.)



BOTTOM INSIDE (WITH SM. BAT. COMP.)



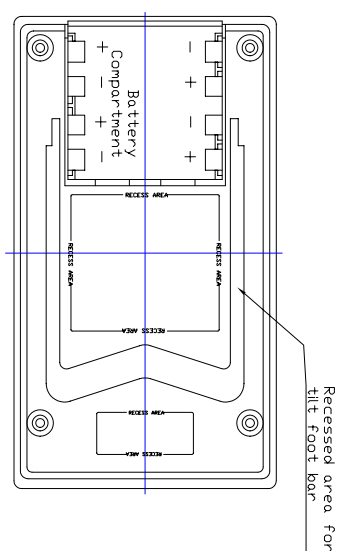
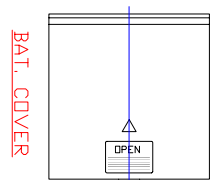
END VIEW

WINDOW SIZES

- A: None
- B: 152mm x 63mm
- C: 254mm x 63mm

Battery compartment options

- A: None
- B: One 9volt flat or two 1 1/2volt (AA)
- C: Two 9volt flat or four 1 1/2volt (AA)
- Maximum PCB size: Top: 90mm x 107mm (cutout of pillars not taken into consideration)
- Maximum PCB size: Base: No battery compartment: 91mm x 168mm (cutout of pillars not taken into consideration)
- Small battery compartment: 89mm x 135mm (cutout of pillars not taken into consideration)
- Large battery compartment: 91mm x 103mm (cutout of pillars not taken into consideration)
- Cases are available in any Top-Bottom combination



BOTTOM OUTSIDE (WITH LG. BAT. COMP.)